

Problem ...

A simply supported beam is subject to a distributed load $w = -w_0 \cdot \cos\left(2\pi \frac{x}{L}\right)$

Figure shown below

- Determine reaction forces at the ends
- Plot shear-force and bending moment diagrams
- Model the distributed load as a set of four concentrated loads determined by integrating over each quarter length. Locate the load at the mid length of each segment. I.e.

$$F_2 = \int_{\frac{L}{4}}^{\frac{L}{2}} w(x) dx \quad \text{located at } x = \frac{3}{8}L$$

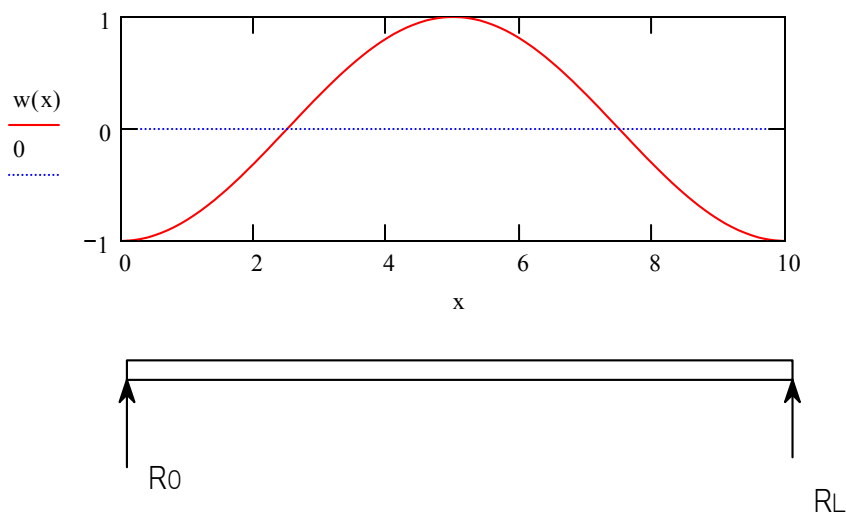
Comment on the static equivalency of this model of the distributed load (is it equivalent in force and moment?)

- Plot shear-force and bending moment diagram for this loading. Comment on the comparison with b) above.

Solution

$$w_0 := 1 \quad L := 10 \quad x := 0, 0.1 \dots L \quad w(x) := -w_0 \cdot \cos\left(2 \cdot \pi \cdot \frac{x}{L}\right)$$

as shown, w is positive up but negative in value

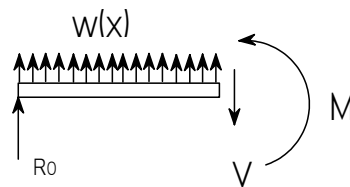


$$\text{sum_forces} := \int_0^L w(x) dx \quad \text{sum_forces} = 0 \quad R_0 + R_L = 0$$

$$\text{moment_wrt_R0} := \int_0^L x \cdot w(x) dx \quad \text{moment_wrt_R0} = 0$$

a) $R_L \cdot L - \text{moment_wrt_R0} = 0 \quad R_L := 0 \quad R_0 := 0$

b) equilibrium $R_0 + \int_0^x w(\xi) d\xi - V = 0$

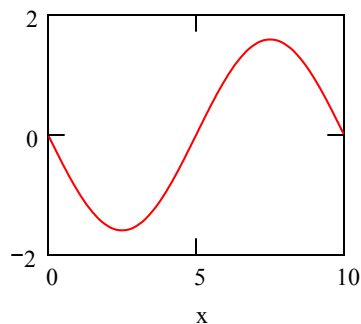


$$\text{shear_force}(x) := \int_0^x w(\xi) d\xi$$

hold this as

$$\text{shear_force1}(x) := \text{shear_force}(x)$$

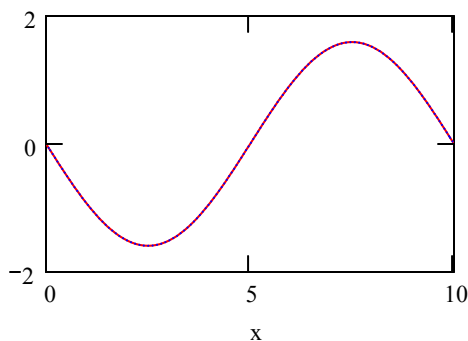
shear_force(x)



or ... analytically $w_1(x) := -w_0 \cdot \cos\left(\frac{2\pi x}{L}\right)$

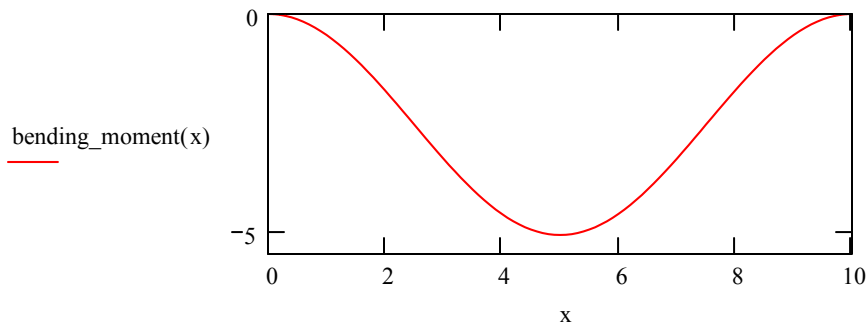
$$\text{shear_force}(x) = \int_0^x w_1(\xi) d\xi = -w_0 \int_0^x \cos\left(2\pi \cdot \frac{x}{L}\right) d\xi = -w_0 \cdot \frac{L}{2\pi} \cdot \sin\left(2\pi \cdot \frac{x}{L}\right)$$

shear_force(x)
 $-w_0 \cdot \frac{L}{2\pi} \cdot \sin\left(2\pi \cdot \frac{x}{L}\right)$



curves overlap

equilibrium $R_0 + \int_0^x w(\xi) d\xi - V = 0 \quad \text{bending_moment}(x) := \int_0^x \text{shear_force}(\xi) d\xi$

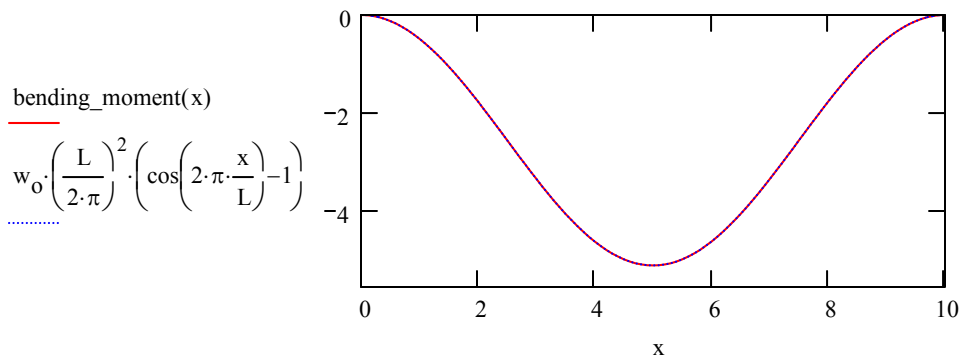


hold this as : `bending_moment1(x) := bending_moment(x)`

or ... analytically:

$$\text{bending_moment}(x) = \int_0^x \text{shear_force}(\xi) d\xi = -w_0 \cdot \frac{L}{2 \cdot \pi} \cdot \left(\int_0^x \sin\left(2 \cdot \pi \cdot \frac{x}{L}\right) d\xi \right)$$

$$\text{bending_moment}(x) = w_0 \cdot \left(\frac{L}{2 \cdot \pi}\right)^2 \cdot \left(\cos\left(2 \cdot \pi \cdot \frac{x}{L}\right) - 1\right) \quad \text{the 1 is from the lower limit}$$



c) model in segments: following the notation in the notes:

$$i := 0..3$$

$$L = 10$$

$$\xi_{i,0} := i \cdot \frac{L}{4}$$

$$\xi_{i,1} := (i + 1) \cdot \frac{L}{4} \quad \xi = \begin{pmatrix} 0 & 2.5 \\ 2.5 & 5 \\ 5 & 7.5 \\ 7.5 & 10 \end{pmatrix}$$

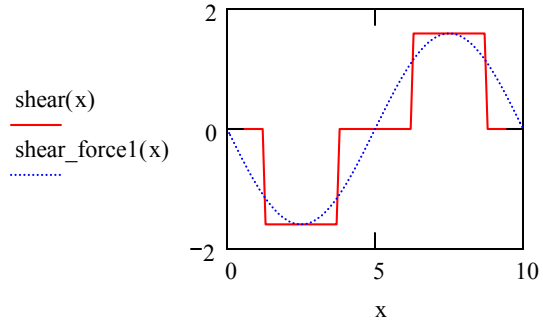
$$f_i := \int_{\xi_{i,0}}^{\xi_{i,1}} w(x) dx \quad f = \begin{pmatrix} -1.592 \\ 1.592 \\ 1.592 \\ -1.592 \end{pmatrix}$$

$$\text{located at } xx_i := \frac{\xi_{i,1} + \xi_{i,0}}{2} \quad xx = \begin{pmatrix} 1.25 \\ 3.75 \\ 6.25 \\ 8.75 \end{pmatrix}$$

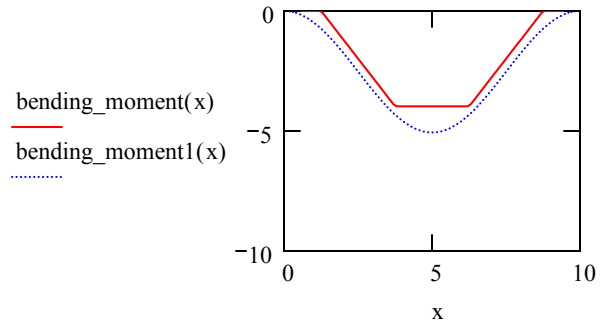
$x := 0, 0.1 \dots L$ $ll := 0$ $ul := 3$

$$\text{shear}(x) := \sum_{i=ll}^{ul} f_i \cdot (x \geq xx_i)$$

plotted with value from distributed



$$\text{bending_moment}(x) := \sum_{i=ll}^{ul} f_i \cdot (x - xx_i) \cdot (x \geq xx_i)$$



comment ... shear at the quarter points right on! bending moment a bit underestimated

$$\frac{\text{bending_moment}\left(\frac{L}{2}\right)}{\text{bending_moment1}\left(\frac{L}{2}\right)} = 0.785 \quad \text{about 20 \% low .. but with just 4 segments}$$

do the same but with 8 segments: (not expected)

$i := 0..7$ $L = 10$

$$\xi_{i,0} := i \cdot \frac{L}{8}$$

$$\xi_{i,1} := (i + 1) \cdot \frac{L}{8} \quad \xi =$$

0	1.25
1.25	2.5
2.5	3.75
3.75	5
5	6.25
6.25	7.5
7.5	8.75
8.75	10

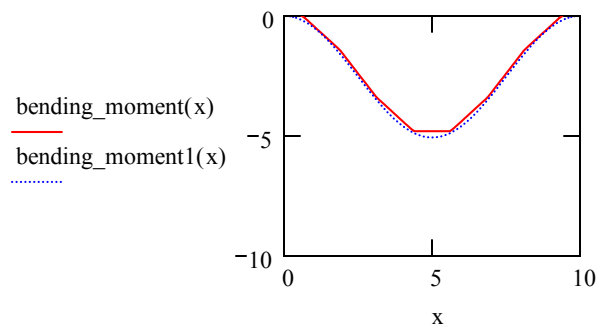
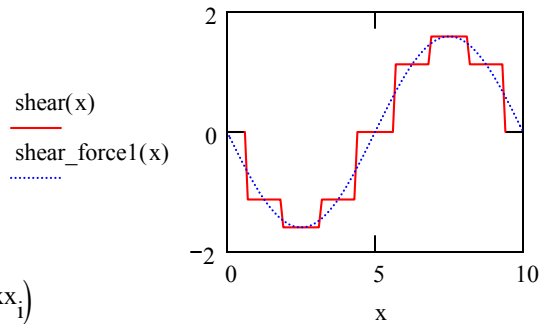
$$f_i := \int_{\xi_{i,0}}^{\xi_{i,1}} w(x) dx \quad f = \begin{pmatrix} -1.125 \\ -0.466 \\ 0.466 \\ 1.125 \\ 1.125 \\ 0.466 \\ -0.466 \\ -1.125 \end{pmatrix} \quad \text{located at} \quad xx_i := \frac{\xi_{i,1} + \xi_{i,0}}{2} \quad xx = \begin{pmatrix} 0.625 \\ 1.875 \\ 3.125 \\ 4.375 \\ 5.625 \\ 6.875 \\ 8.125 \\ 9.375 \end{pmatrix}$$

$$x := 0, 0.1 \dots L \quad ll := 0 \quad ul := 7$$

$$\text{shear}(x) := \sum_{i=ll}^{ul} f_i \cdot (x \geq xx_i)$$

plotted with value from distributed

$$\text{bending_moment}(x) := \sum_{i=ll}^{ul} f_i \cdot (x - xx_i) \cdot (x \geq xx_i)$$



comment ... shear at the quarter points right on! bending moment a bit underestimated

$$\frac{\text{bending_moment}\left(\frac{L}{2}\right)}{\text{bending_moment1}\left(\frac{L}{2}\right)} = 0.948 \quad \text{about 5 \% low .. with 8 segments}$$