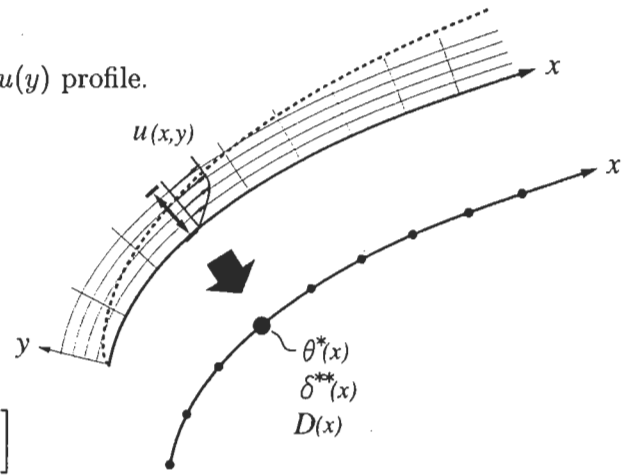


Integral Kinetic Energy Equation

Idea: Integrate BL flow in y , to “wash out” details in $u(y)$ profile.
Converts PDEs in x, y into ODE in x .



Combine Continuity, x-momentum equations:

$$(u^2 - u_e^2) \left[\frac{\partial \rho u}{\partial x} + \frac{\partial \rho v}{\partial y} = 0 \right] + 2u \left[\rho u \frac{\partial u}{\partial x} + \rho v \frac{\partial u}{\partial y} = \rho_e u_e \frac{du_e}{dx} + \frac{\partial \tau}{\partial y} \right]$$

$$\Rightarrow 2\rho u^2 \frac{\partial u}{\partial x} + (u^2 - u_e^2) \frac{\partial \rho u}{\partial x} + 2\rho uv \frac{\partial u}{\partial y} + (u^2 - u_e^2) \frac{\partial \rho v}{\partial y} = 2u\rho_e u_e \frac{du_e}{dx} + 2u \frac{\partial \tau}{\partial y}$$

$$\text{or } \frac{\partial}{\partial x} [(u_e^2 - u^2)\rho u] + \frac{\partial}{\partial y} [(u_e^2 - u^2)\rho v] = -2(\rho_e - \rho)uu_e \frac{du_e}{dx} - 2u \frac{\partial \tau}{\partial y} \quad (*)$$

Integrate $\int_0^{y_e} (*) dy$ term by term:

$$\int_0^{y_e} \frac{\partial}{\partial x} [(u_e^2 - u^2)\rho u] dy + \int_0^{y_e} \frac{\partial}{\partial y} [(u_e^2 - u^2)\rho v] dy = -\int_0^{y_e} 2(\rho_e - \rho)uu_e \frac{du_e}{dx} dy - \int_0^{y_e} 2u \frac{\partial \tau}{\partial y} dy$$

$$\frac{d}{dx} \int_0^{y_e} [(u_e^2 - u^2)\rho u] dy + 0 = -2u_e \frac{du_e}{dx} \int_0^{y_e} (\rho_e - \rho)u dy + 2 \int_0^{y_e} \tau \frac{\partial u}{\partial y} dy$$

$$\frac{d}{dx} (\rho_e u_e^3 \theta^*) + 2\rho_e u_e^2 \delta^{**} \frac{du_e}{dx} = 2D$$

Dimensional form

$$\frac{d\theta^*}{dx} + \left(\frac{2H^{**}}{H^*} + 3 - M_e^2 \right) \frac{\theta^*}{u_e} \frac{du_e}{dx} = 2C_D$$

Dimensionless form

Definitions

$$\theta^* = \int \left(1 - \frac{u^2}{u_e^2} \right) \frac{\rho u}{\rho_e u_e} dy \quad \text{kinetic energy thickness}$$

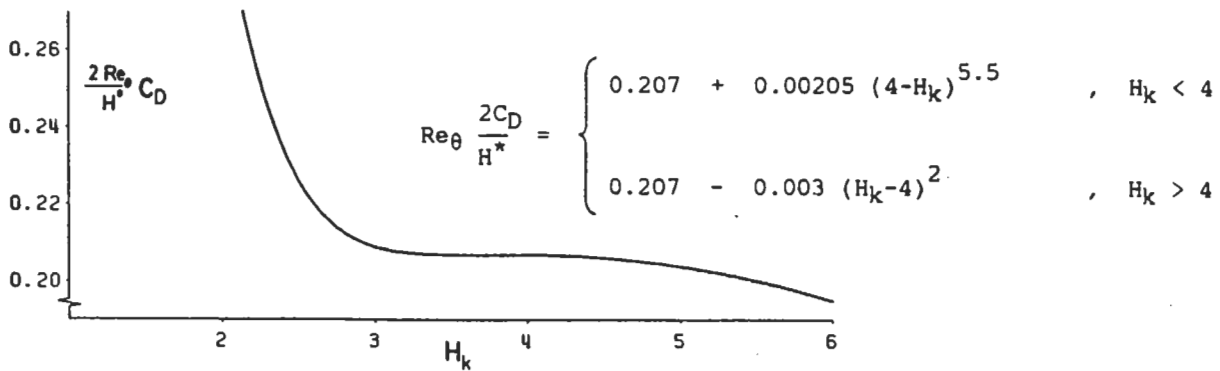
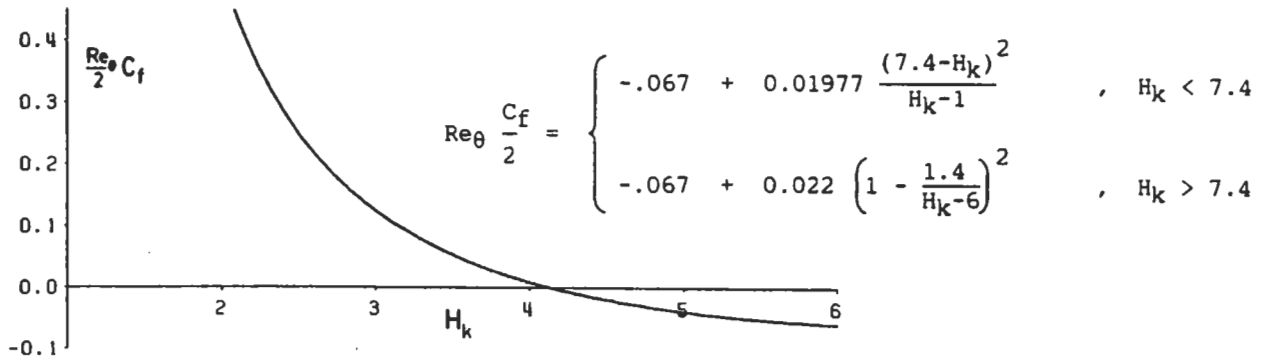
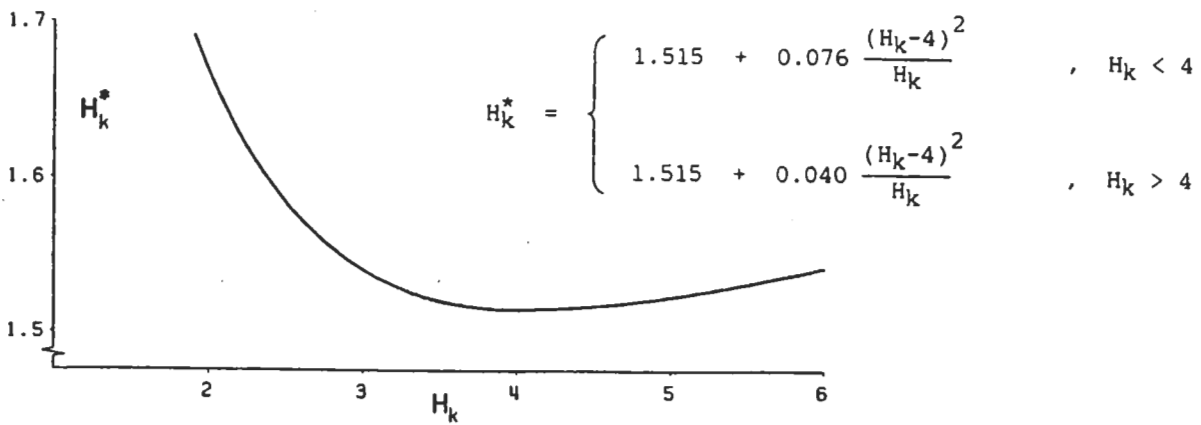
$$\delta^{**} = \int \left(1 - \frac{\rho}{\rho_e} \right) \frac{u}{u_e} dy \quad \text{volume flux thickness}$$

$$D = \int \tau \frac{\partial u}{\partial y} dy \quad \text{dissipation integral}$$

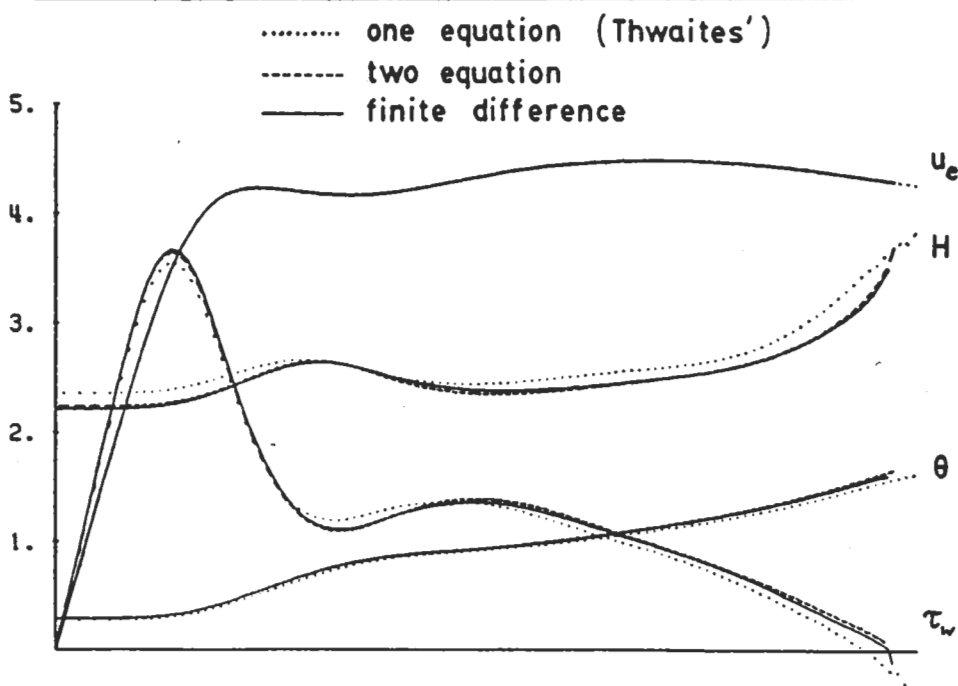
$$H^* = \frac{\theta^*}{\theta} \quad \text{kinetic energy shape parameter}$$

$$H^{**} = \frac{\delta^{**}}{\theta} \quad \text{density thickness shape parameter}$$

$$C_D = \frac{D}{\rho_e u_e^3} \quad \text{dissipation coefficient}$$



Closure relations — two-equation, laminar, integral method.



Comparison — various BL calculation methods